


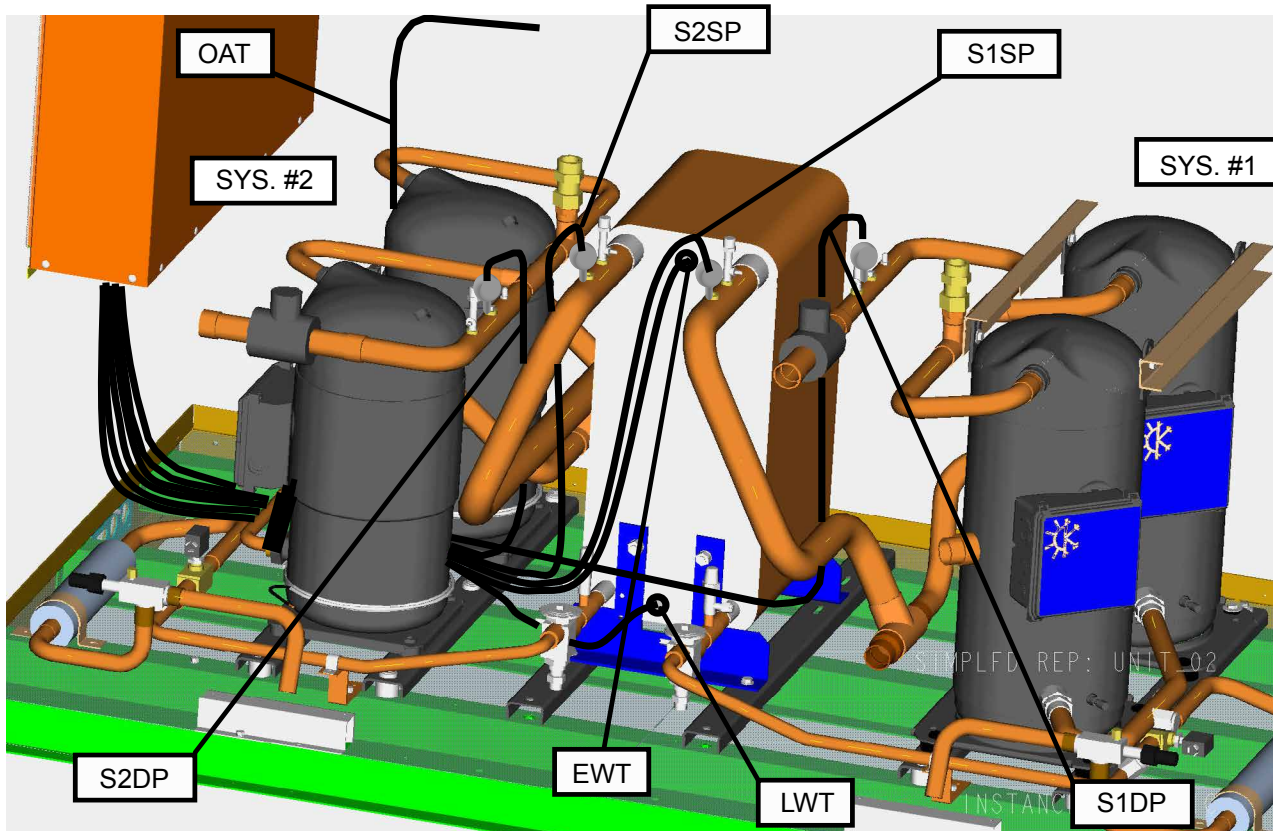


**TABLE 18 - SENSOR HARNESS WIRING**

PLUG DETAIL	PLUG AND PIN PART NUMBER	PLUG "P" NUMBER	PLUG PIN NUMBER	WIRE COLOR	CABLE NUMBER	FUNCTION	HARNESS ASSEMBLY PART NUMBER	FIGURE
	Plug = 025-28384-000 Pin = 025-28386-000	P7	5	Red	S1SP	System #1 Suction Pressure	575-57126-310	17
			10	White				
			9	Black				
			1	Drain	S1DP	System #1 Discharge Pressure		
			6	Red				
			11	White				
	Plug = 025-28384-000 Pin = 025-28386-000	P9	7	Black	S2SP	System #2 Suction Pressure	575-57126-311	
			2	Drain				
			5	Red				
			10	White	S2DP	System #2 Discharge Pressure		
			9	Black				
			1	Drain				
6	Red	S1DP	System #1 Discharge Pressure					
11	White							
7	Black							
	Plug = 025-28384-000 Pin = 025-28386-000	P9	2	Drain	S2DP	System #2 Discharge Pressure	575-57126-316	



58363-005

**FIGURE 17 - SENSOR WIRING HARNESSES**