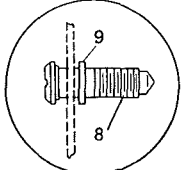

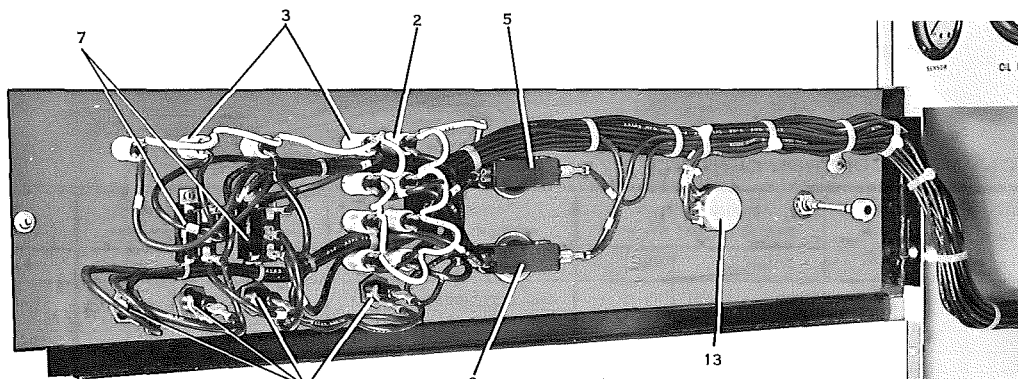


9156-1



ITEM	PART DESCRIPTION	MOTOR DRIVE MANUAL HOT GAS BY-PASS			MOTOR DRIVE AUTO HOT GAS BY-PASS		
		PART NO.	QUAN.	FIG.	PART NO.	QUAN.	FIG.
1	PANEL CENTER	366-14825	1	2	366-14825	1	2
2	LIGHT, INDICATOR ( RED )	025-13551	4	2	025-13551	4	2
3	LIGHT, INDICATOR ( AMBER )	025-14025	7	2	025-14025	7	2
4	FUSE HOLDER	025-13991	4	2	025-13991	4	2
5	SWITCH, PUSHBUTTON ( BLACK )	024-13761	1	2	024-13761	1	2
6	SWITCH, PUSHBUTTON ( RED )	024-13762	1	2	024-13762	1	2
7	SWITCH, ROCKER	024-13760	2	2	024-13760	2	2
8	SCREW, SLOT HD. No 2.	021-11631	1	2	021-11631	1	2
9	WASHER, RETAINING No 2.	021-11632	1	2	021-11632	1	2
10	DECAL	035-00603	1	2	035-00603	1	2
11	FUSE, 1/2 AMP, 250 V.	025-14383	1	2	025-14383	1	2
12	FUSE, 15 AMP, 250 V.	025-14384	3	2	025-14384	3	2
13	RESISTOR, VARIABLE	025-15890	1	2	025-15890	1	2
14	VALVE, REDUCING PRESSURE	—	—	2	—	—	2
15	ELBOW, 90°, 1/4 O. D. X 1/8 NPTE	—	—	2	—	—	2



8061A+1

FIG. 2— CONTROL CENTER PARTS ( MOTOR DRIVE )