

TABLE 7— SPRING ISOLATORS

MODEL OT	PART NO.	FIG.
90, 100, 110, 120, 130	029-11412	5
150, 170	029-11413	5
200, 230, 260	029-11414	5
290, 320, 350	029-11415	5
390, 430	029-13006	6
470, 510, 560, 600	029-11579	6







FIG. 10— SPRING ISOLATORS — MODELS OT90 THRU OT360

FIG. 11— SPRING ISOLATORS — MODELS OT390 THRU OT640

TABLE 8— COMPOUNDS

DESCRIPTION	QUAN.	PART NO.
COMPOUND, HEAT CONDUCTIVE (FOR THERMOMETER WELLS)	4 OZ. CAN	013-00898

TABLE 9— TOUCH-UP PAINTS—SPRAY CANS

DESCRIPTION	PART NO.
CARRIBEAN BLUE ENAMEL	013-01835
FAWN GRAY ENAMEL (CONTROL CENTER)	013-01836

SUBJECT TO CHANGE WITHOUT NOTICE
PRINTED IN U.S.A.

HIB 5M 673 .20
Form 160,57-RP1 (Sect.I)

Code: S(J) & R(JM)
S(J) & R(JM) — Int.

YORK DIVISION OF BORG-WARNER CORPORATION
BORG-WARNER
P.O. BOX 1592, YORK, PENNSYLVANIA 17405