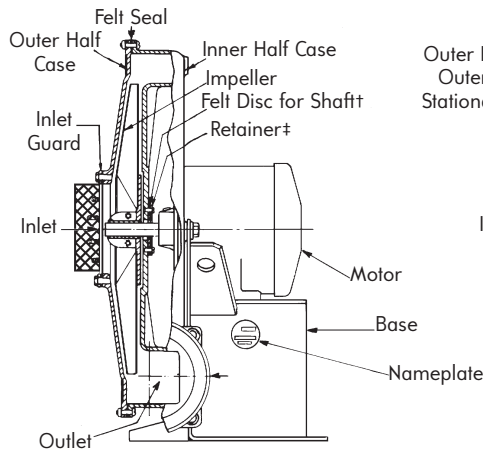
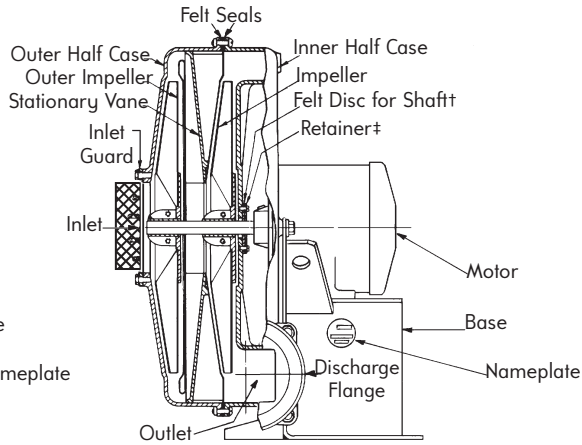


North American 2300 and 2400 Turbo Blowers


Instructions and Felt Seal List 2300/2400



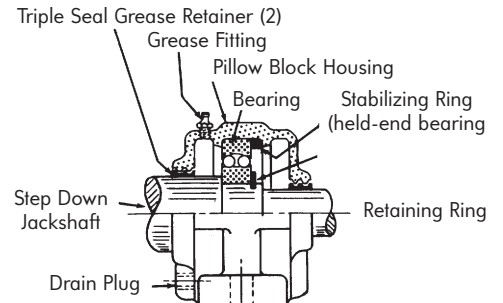
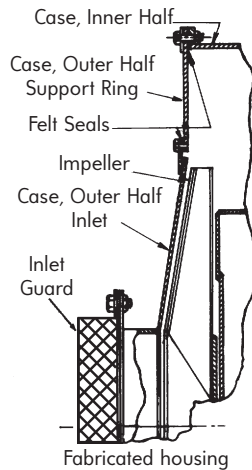
2300 and 2400 Direct Drive Single Stage



2300 Direct Drive Multi-Stage

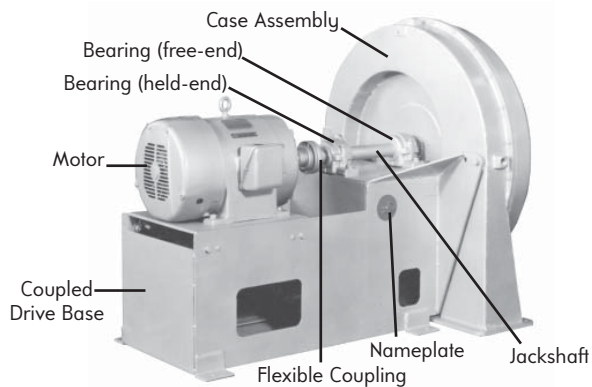


2300 V-Belt Drive




Pillow block & bearing detail

NOTE: "Held-end" bearing on V-belt blower is next to case assembly. On coupled-drive blowers it is next to flexible coupling. No stabilizing ring required on "free-end" bearing.



2300 Coupled Drive



Close-up view of pillow blocks

Parts Order Must Specify: ① — Blower Designation ② — S. O. Number ③ — Part Name

†Except 2400 Series.

‡Except 2400D and F.

Standard guards are omitted from photos to give a better view of parts. All guards must be in place when blowers are being used.