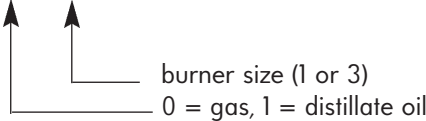


North American 5010-J and 5011-J Ordering Information and Procedure

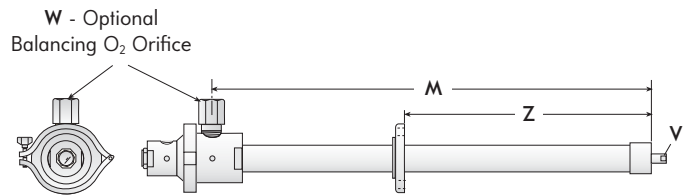
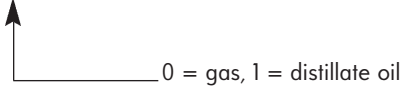
Order 5010

Burner Catalog Numbers and Specifications

501 N - J -XX (North American in line design, J1 or J3 sizes)



501 P -J5- XX (Praxair angled connection design, J5 size only)



- M** = Burner length (Specify if other than standard 30".)
- V** = Nozzle gas bore (Specify if other than standard.)
- W** = Balancing orifice bore
- Z** = Fixed flange location (distance from flange face to oxygen tube end)

Flange Options

- Adjustable flange with set screw
- No flange
- Welded (fixed) flange

	"Z" minimum	"Z" maximum
J1	2"	"M" minus 2¼"
J3	2"	"M" minus 2¾"

Accessory Catalog Numbers

Burner Size

Accessories	J1	J3	J5
Combustion Block Hanger	4-20762-1	4-20762-2	NA
O₂ Balancing Orifice^①	4-17907-1	4-21138-1	NA
Mounting Adapter	4-21030-1	4-21030-2	NA

NA = not available.

^① Oxygen balancing orifice bore for various capacities is listed in table, page 2 of Bulletin 5010-J.

WARNING: Situations dangerous to personnel and property may exist with the operation and maintenance of any combustion equipment. The presence of fuels, oxidants, hot and cold combustion products, hot surfaces, electrical power in control and ignition circuits, etc., are inherent with any combustion application. Parts of this product may exceed 160F in operation and present a contact hazard. Fives North American Combustion, Inc. urges compliance with National Safety Standards and Insurance Underwriters' recommendations, and care in operation.