

4/5/6121 SERIES BURNERS

For Firing Atlas Generators and neutral pressure boilers.

Method for closing off gas ports in Figure 4 is not identical to Figures 1, 2, and 3

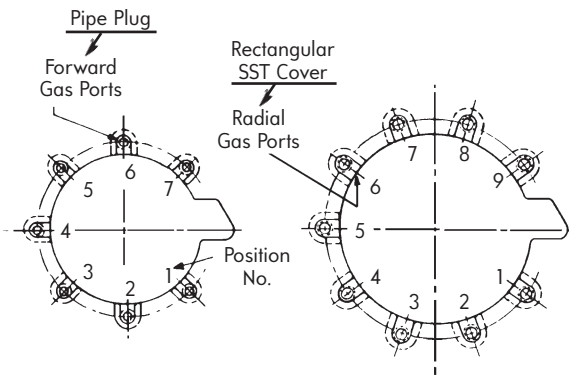


Figure 1.

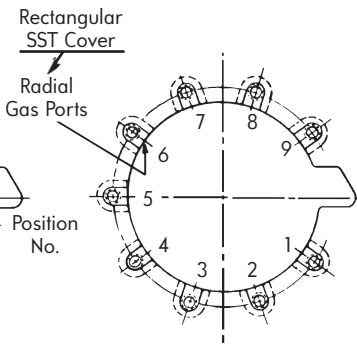


Figure 2.

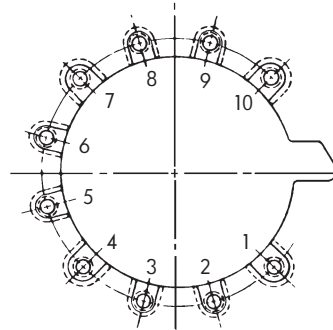


Figure 3.

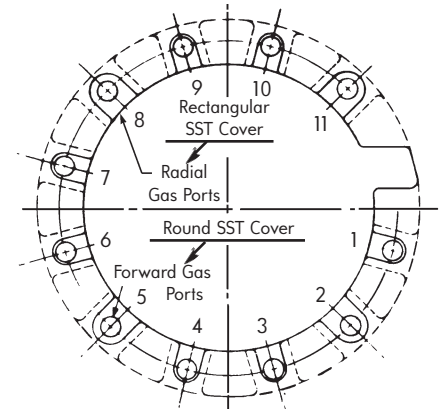


Figure 4.

Figure 1.

Atlas Boiler No.†	Atlas Burner No.	Gas Ports Closed Off	
		Forward Ports	Radial Ports
260	6121-2.5H6A65	All	1,2,3
270	6121-2.9H6A38	All	1,2,3
280	6121-3.4H6A39	All	1,2,3
360	6121-2.5H6A64	All	1,2,3
380	6121-3.4H6A50	All	1,2,3
390	6121-3.8H6A51	All	1,2,3
2100	6121-4.2H6A40	All	1,2,3
2125	6121-5.2H6B41	2,4,6	2,4,6
2150	6121-6.3H6B42	2,4,6	2,4,6
3100	6121-4.2H6A52	All	1,2,3
3100X	6121-4.2H6A53	All	1,2,3
3125	6121-5.2H6B54	2,4,6	2,4,6
3125X	6121-5.2H6B37	2,5,6 (1,3,4,7)★	2,4,6
3150	6121-6.3H6B56	2,4,6	2,4,6

Figure 2.

Atlas Boiler No.†	Atlas Burner No.	Gas Ports Closed Off		Tubes
		Forward Ports	Radial Ports	
2200	6121-8.4H6C43	2,3,4,6,8,9	2,3	1,5,7
3200	6121-8.4H6C57	2,3,4,6,8,9	2,3	1,5,7
3200X	6121-8.4H6C72	2,3,5,6,7	2,3,5,6,7	None

Figure 3.

Atlas Boiler No.†	Atlas Burner No.	Gas Ports Closed Off	
		Forward Ports	Radial Ports
2250	6121-10.5H6CL44	2,3,5,6,8,9	2,3,5,6,8,9
2300	6121-12.6H6D45	2,3	2,3
2350	6121-14.7H6D46	2,3	2,3
2400	6121-16.8H6D47	2,3	2,3
3250	6121-10.5H6CL58	2,3	2,3
3300	6121-12.6H6D59	All	2,3
3350	6121-14.7H6D60	All	2,3
3400	6121-16.8H6D61	All	2,3

Figure 4.

Atlas Boiler No.†	Atlas Burner No.	Gas Ports Closed Off	
		Forward Ports	Radial Ports
2500	6121-21.0H6E48	1,3,4,6,7,9,10	1,3,4,6,7,9,10
2600	6121-25.2H6E49	1,3,4,6,7,9,10	1,3,4,6,7,9,10
2700	6121-29.4H6FA76	1,3,4,6,7,9,10	1,3,4,6,7,9,10
3500	6121-21.0H6E62	1,3,4,6,7,9,10	1,3,4,6,7,9,10
3600	6121-25.2H6E63	1,3,4,6,7,9,10	1,3,4,6,7,9,10
3700	6121-29.4H6FA75	1,3,4,6,7,9,10	1,3,4,6,7,9,10

† All boiler numbers with prefix 2 refer to any 2-pass boiler with neutral firebox pressure.

★ Orifice Plugs #11-12803-1.

WARNING: Situations dangerous to personnel and property may exist with the operation and maintenance of any combustion equipment. The presence of fuels, oxidants, hot and cold combustion products, hot surfaces, electrical power in control and ignition circuits, etc., are inherent with any combustion application. Components in combustion systems may exceed 160°F (71°C) surface temperatures and present hot surface contact hazard. Fives North American Combustion, Inc. suggests the use of combustion systems that are in compliance with all Safety Codes, Standards, Regulations and Directives; and care in operation.

CONTACT

fna.sales@fivesgroup.com
T +1 800 626 3477 - F +1 216 373 4237

Fives North American Combustion, Inc.
4455 East 71st Street - Cleveland, OH 44105 - USA
www.fivesgroup.com



fives
Industry can do it